



# WHEN THE GOING GETS TOUGH, THE TOUGH DEPEND ON ARTEX.

Not all spreaders are created equal. The S350 is one of our most recent additions to the Artex lineup. With spring suspension, vertical beaters, and smaller size - the S series is hard to top in quality and price.




## S350

LENGTH 20'  
WIDTH 5'  
HEIGHT 3'  
CAPACITY 400 CU. FT.



TWIN VERTICAL BEATERS



REMOTE GREASE BANKS



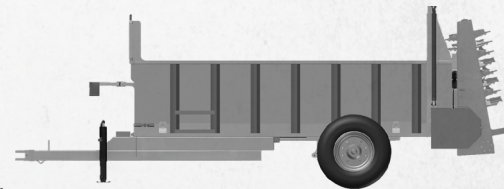
CHAIN FLOOR



SPRING SUSPENSION

## S200

LENGTH 16'  
WIDTH 5'  
HEIGHT 3'  
CAPACITY 320 CU. FT.  
HORSEPOWER 90


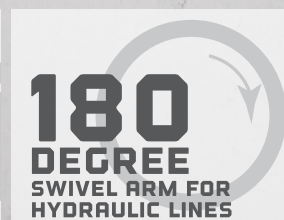


## S350

LENGTH 20'  
WIDTH 5'  
HEIGHT 3'  
CAPACITY 400 CU. FT.  
HORSEPOWER 100



## SPECIALITY FEATURES



## STANDARD COLOR OPTIONS



Custom colors available upon request

## FEATURES

- 1/4" THICK TUBE CONSTRUCTION ON REACH
- 3/8" THICK FLIGHTING ON VERTICAL BEATER
- SINGLE DRIVE MOTOR
- REMOVABLE REAR CHAIN DOOR
- 7 TOOTH REAR CHAIN DRIVE SPROCKET
- 1/2" HMW POLY FLOOR
- TIRE SIZE: 425, 560
- CHAIN REVERSING VALVE
- FLOOR SUPPORTS 12" ON CENTER
- 12.5 TON PER AXEL RATING (25,000 LBS)

